


ED Educator nozzle for mixing



- Recommended working pressure: 0.5 kgf/cm²
- Flowrate tolerance: ± 10% @ 0.5 ± 0.1 kgf/cm²

Features

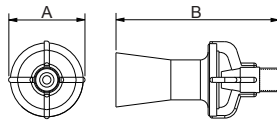
- Used for liquid stirring under the liquid surface. Specially designed nozzle that creates a stirring and circulating effect. This nozzle can mix chemicals, direct the suspended substances to a filter and prevent precipitation.
- Energy-efficiency of liquid stirring: the educator nozzles are designed to suck and spray liquid through the amplified nozzle tube to increase liquid flow rate up to 4 times which provides more efficient stirring than aeration or robot arms

(Quantity supplied+Intake=Total Flow).

- Single piece structure and hand installable without any tools.

Applications

- Cleaning: scrubber, off-gas treatment, etc.
- Cooling: cooling tower, etc.
- Dispersion: firefighting.



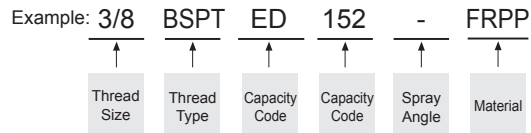
Appearance dimensions may vary depending on model, material. Please ask for details.

Material	Serie	Unit (mm)		Thread Type	Weight (g)	
		A	B		S316	FRPP
Metal	3/8ED	54	116	3/8M	274	-
	3/4ED	74	159	3/4M	-	84.6

Material

- Strengthened Fiberglass PP(FRPP)
- Stainless 316 (Only 3/8")

How to place an order for LORRIC nozzles?



※ Standard Pressure: Column in red.

Thread Size	Capacity Code	Magnification	Definition of flow	Capacity at Pressure								
				0.1 kgf/cm ²	0.25 kgf/cm ²	0.5 kgf/cm ²	0.75 kgf/cm ²	1 kgf/cm ²	1.5 kgf/cm ²	2 kgf/cm ²	3 kgf/cm ²	4 kgf/cm ²
3/8	63	5.0	Quantity supplied	5.59	8.84	12.50	15.31	17.68	21.65	25.00	30.62	35.36
			Intake	22.36	35.36	50.01	61.25	70.72	86.61	100.01	122.49	141.44
			Total Flow	27.95	44.20	62.51	76.56	88.40	108.27	125.02	153.11	176.80
	152		Quantity supplied	10.87	17.18	24.30	29.76	34.36	42.08	48.59	59.51	68.72
			Intake	43.46	68.72	97.18	119.03	137.44	168.33	194.37	238.05	274.88
			Total Flow	54.33	85.90	121.48	148.78	171.80	210.41	242.96	297.57	343.60
3/4	-	Quantity supplied	19.57	30.94	43.75	53.58	61.87	75.77	87.50	107.16	123.74	
		Intake	78.26	123.74	174.99	214.32	247.48	303.10	349.99	428.65	494.96	
		Total Flow	97.83	154.68	218.74	267.90	309.35	378.87	437.49	535.81	618.70	
3/8	138	Quantity supplied	12.29	19.44	27.5	33.6	38.89	47.63	54.9	67.36	77.78	
		Intake	49.16	77.16	110	134.4	155.56	190.52	219.6	269.44	311.12	
		Total Flow	61.45	97.2	137.5	168	194.45	238.15	274.5	336.8	388.9	

※ For MPa / bar / psi units, please refer to <https://www.lorric.com/>.