D Industrial Low Pressure Wide Angle Flat Fan Spray Nozzle



- Recommended working pressure: 1.5 kgf/cm²
- Flowrate tolerance: ± 10% @ 1.5 ± 0.1kgf/cm²
- Angle tolerance: ± 10° @ 1.5 ± 0.1kgf/cm²

【 Top view of nozzle spray pattern 】

【 Flow distribution 】

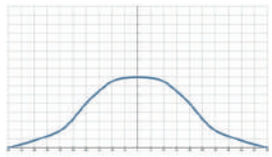

Features

- The spray pattern is fan type, and the spray shape is single-line.
- Low-pressure wide-angle nozzles can achieve large angle coverage under 1.5kgf/cm² pressure. The coverage area is smaller than the standard fan type 3kgf/cm² operating pressure, and is more suitable for low-pressure working environment.
- Spray the nozzle at an angle of 75° with respect to the axis of the nozzle. Check the environment before installation.
- The hooked nozzle tip is designed to reflect the water into a fan shape nozzle and greaten particle passage to prevent clogging.
- Multi-piece structure, easy maintenance, cleaning and replacement, and can save the cost of replacement nozzle head.
- If operation pressure is greater than 4kgf/cm²,May cause the liquid to overflow without fogging.

Applications

- Cleaning: Conveyor belt, film, copper thin, paper, glass plate, all kinds of plates, filters, dust and gravel, and machine tool cleaning.
- Cooling: Conveyor belts, gas, tank, machinery, metal, roof, etc.
- Dispersion: Humidifying, chemicals, firefighting, dedust, deodorization, defoaming, etc.

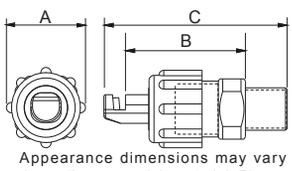

Appearance dimensions may vary depending on model, material. Please ask for details.

Material	Serise	Unit (mm)			Weight (g)
		A	B	C	
Plastic	1/4 D	55	36	66.5	6.6

Material

- Nozzle: PP

How to pleace an order for LORRIC nozzles?

Example: 1/4" BODY D 0.5 Cap S

Thread | Series | Capacity Code | Nut | Filter

※ Standard Pressure: Column in red.

Spray Angle	Capacity Code	Thread Size	Capacity at Pressure									Average particle size (um)	Min. Free Passage (mm)	Filter mesh
		1/4	0.5 kgf/cm²	0.7 kgf/cm²	1 kgf/cm²	1.5 kgf/cm²	2 kgf/cm²	2.5 kgf/cm²	3 kgf/cm²	4 kgf/cm²	5 kgf/cm²			
110°	0.5	v	0.16	0.19	0.23	0.28	0.32	0.36	0.40	0.46	0.51	150	0.5	100
125°	0.75	v	0.24	0.29	0.34	0.42	0.48	0.54	0.59	0.69	0.77	-	0.7	50
120°	1	v	0.32	0.38	0.46	0.56	0.65	0.72	0.79	0.91	1.02	-	0.8	50
130°	1.5	v	0.48	0.57	0.69	0.84	0.97	1.08	1.19	1.37	1.53	-	0.8	50
145°	2	v	0.65	0.77	0.91	1.12	1.29	1.45	1.58	1.83	2.04	200	1.1	-
	3	v	0.97	1.15	1.37	1.68	1.94	2.17	2.38	2.74	3.07	-	1.4	-
170°	5	v	1.62	1.91	2.29	2.80	3.23	3.61	3.96	4.57	5.11	-	1.7	-

※ For MPa / bar / psi units, please refer to https://www.lorric.com/.