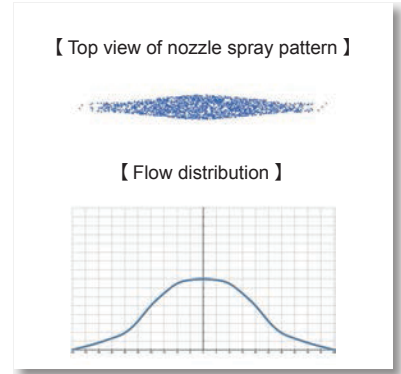


## F Low pressure and wide angle metal flat fan flood nozzle



- Recommended working pressure: 1.5 kgf/cm<sup>2</sup>
- Flowrate tolerance: ± 10% @ 1.5 ± 0.1 kgf/cm<sup>2</sup>
- Angle tolerance: ± 10° @ 1.5 ± 0.1 kgf/cm<sup>2</sup>

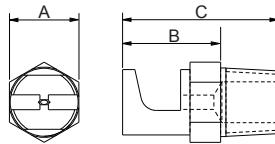


### Features

- The spray pattern is fan type and the spray shape is single.
- Low-pressure wide-angle nozzle realizes a large-angle coverage area under 1.5kgf/cm<sup>2</sup> pressure, which is lower than standard fan type 3kgf/cm<sup>2</sup> operating pressure, and is more suitable for low-pressure working environment.
- Spray the nozzle at an angle of 75° with respect to the axis of the nozzle. Check that the environment is suitable.
- The hooked nozzle tip is designed to reflect the water into a fan shape nozzle and greater particle passage to prevent clogging.
- Operation pressure is greater than 4kgf/cm<sup>2</sup> may cause the liquid to overflow without fogging.

### Applications

- Cleaning: Conveyor belt, film, copper thin, paper, glass plate, all kinds of plates, filters, dust and gravel, and machine tool cleaning.
- Cooling: Conveyor belts, tanks, machinery, metal, roofs, etc.
- Dispersion: Humidifying, chemicals, Water Curtain (fire, dust, deodorization), defoaming, etc.



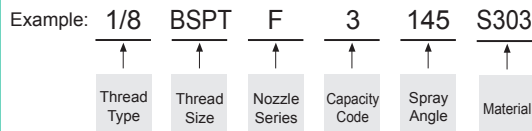
Appearance dimensions may vary depending on model, material. Please ask for details.

Material	Serie	Unit (mm)			Thread Type	Weight (g)			
		A	B	C		S303	S316	Brass	PVC
Metal	1/8F	10	15	23	1/8M	7.4	9.2	12.2	-
	1/4F	14	17	28	1/4M	23.8	20.4	21.8	-
	3/8F	17	24	39	3/8M	42.8	43	47	-
Plastic	1/8F	12	18	24	1/8M	-	-	-	1.6
	1/4F	-	-	-	1/4M	-	-	-	3.5
	3/8F	-	-	-	3/8M	-	-	-	8.2

### Material

- Metal: Stainless 303, Stainless 316, BRASS
- Plastic: PVC

#### How to place an order for LORRIC nozzles?



※ Standard Pressure: Column in red.

Spray Angle	Capacity Code	Thread Size			Capacity at Pressure								Average particle size (um)	Min. Free Passage (mm)	Filter mesh
		1/8	1/4	3/8	0.7 kgf/cm <sup>2</sup>	1 kgf/cm <sup>2</sup>	1.5 kgf/cm <sup>2</sup>	2 kgf/cm <sup>2</sup>	2.5 kgf/cm <sup>2</sup>	3 kgf/cm <sup>2</sup>	4 kgf/cm <sup>2</sup>	6 kgf/cm <sup>2</sup>			
125°	0.5	V			0.19	0.23	0.28	0.32	0.36	0.40	0.46	0.56	150	0.5	100
-	0.75	V			0.29	0.34	0.42	0.48	0.54	0.59	0.69	0.84	-	0.7	50
120°	1	V			0.38	0.46	0.56	0.65	0.72	0.79	0.91	1.12	-	0.8	50
-	1.25	V			0.48	0.57	0.70	0.81	0.90	0.99	1.14	1.40	-	0.8	50
	1.5	V			0.57	0.69	0.84	0.97	1.08	1.19	1.37	1.68	-	0.8	50
	1.75	V			0.67	0.80	0.98	1.13	1.27	1.39	1.60	1.96	-	1	-
	2	V	V		0.77	0.91	1.12	1.29	1.45	1.58	1.83	2.24	200	1.1	-
	2.5	V	V		0.96	1.14	1.40	1.62	1.81	1.98	2.29	2.80	-	1.3	-
	3	V	V		1.15	1.37	1.68	1.94	2.17	2.38	2.74	3.36	-	1.4	-
	4	V	V		1.53	1.83	2.24	2.59	2.89	3.17	3.66	4.48	-	1.7	-
170°	5	V	V		1.91	2.29	2.80	3.23	3.61	3.96	4.57	5.60	-	1.7	-
-	6	V	V		2.30	2.74	3.36	3.88	4.34	4.75	5.49	6.72	-	2	-
	7	V	V		2.68	3.20	3.92	4.53	5.06	5.54	6.40	7.84	350	2.2	-
	7.5	V	V		2.87	3.43	4.20	4.85	5.42	5.94	6.86	8.40	-	2.3	-
	8	V	V		3.06	3.66	4.48	5.17	5.78	6.34	7.32	8.96	-	2.4	-
	9	V	V		3.44	4.12	5.04	5.82	6.51	7.13	8.23	10.08	-	2.5	-
160°	10	V	V		3.83	4.57	5.60	6.47	7.23	7.92	9.14	11.20	-	2.6	-
-	12.5	V	V		4.78	5.72	7.00	8.08	9.04	9.90	11.43	14.00	-	2.9	-
	15	V	V		5.74	6.86	8.40	9.70	10.84	11.88	13.72	16.80	-	3.3	-
160°	20	V	V	V	7.65	9.14	11.20	12.93	14.46	15.84	18.29	22.40	410	3.5	-
-	30			V	11.48	13.72	16.80	19.40	21.69	23.76	27.43	33.60	600	4.3	-

※ For MPa / bar / psi units, please refer to LORRIC.com.