

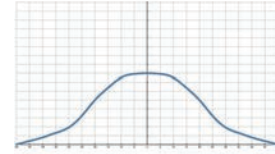
CH Easy maintenance metal flat fan nozzle



【 Top view of nozzle spray pattern 】



【 Flow distribution 】



- Recommended working pressure: 3.0 kgf/cm²
- Flowrate tolerance: ± 5% @ 3.0 ± 0.1 kgf/cm²
- Angle tolerance: ± 5° @ 3.0 ± 0.1 kgf/cm²
- Jet angle tolerance: 3°

Features

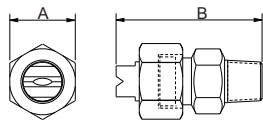
- Spray type is fan type, spray shape is single-lined and tapering on both sides (Tapered Edge), which presents a bell curve shape flow field distribution with weaker ends at the middle.
- Three-piece structure facilitates maintenance cleaning and replacement, and can save the cost of replacing the nozzle head. Expenditure filter design, easy maintenance, reduced blocking, and reduced cleaning due to maintenance. When the hole is clogged, it may damage the nozzle hole.

- The fan nozzle angle can be 0°~110°, and the 0° spray angle spray pattern is a straight column type. The spray shape is a single point, which provides the best impact force among all nozzle types.

- When the fan nozzle is used in high pressure environment, HSS material (hardened stainless steel) must be selected. Operable at 200kgf/cm² pressure.

Applications

- Cleaning: Vehicles, Containers, Filters, Dust, Gravel, Metals, Metal Parts, Machinery, Steel Plates, Various Containers, High Pressure cleaning, Wet Processing, Display Pane, machine tool cleaning, etc.
- Cooling: Gas, tank, machinery, metal, roof, etc.
- Dispersion: Humidifying, chemicals (etching solution, Lubrication fluid, insect repellent fluid, etc.), Water Curtain. (fire protection, dust prevention, deodorization, etc.)



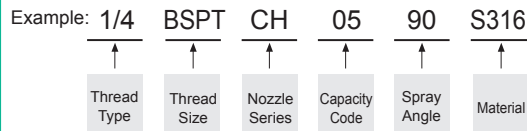
Appearance dimensions may vary depending on model, material. Please ask for details.

Material	Serie	Unit(mm)		Thread Type	Weight (g)		
		A	B		S303	S316	Brass
Metal	3/8CH	21	43	3/8M	70	71	77.2

Material

- Metal: Stainless 303, Stainless 316, BRASS

How to place an order for LORRIC nozzles?



※ Standard Pressure: Column in red.
 ※ This product for spray angle 0°, 15° 25°, 40°, 50°, 100° and 110° is able to be made to order.

Spray Angle	Capacity Code	Capacity at Pressure									Average particle size (um)	Min. Free Passage (mm)	Filter mesh
		0.5 kgf/cm ²	1 kgf/cm ²	2 kgf/cm ²	3 kgf/cm ²	4 kgf/cm ²	6 kgf/cm ²	8 kgf/cm ²	10 kgf/cm ²	15 kgf/cm ²			
0°	1	0.16	0.23	0.32	0.39	0.45	0.55	0.64	0.71	0.87	-	-	-
	2	0.32	0.45	0.64	0.78	0.90	1.11	1.28	1.43	1.75	-	-	-
	2.5	0.40	0.56	0.80	0.98	1.13	1.38	1.60	1.78	2.19	-	-	-
	3	0.48	0.68	0.96	1.17	1.35	1.66	1.92	2.14	2.62	-	-	-
	4	0.64	0.90	1.28	1.56	1.81	2.21	2.55	2.86	3.50	-	-	-
	5	0.80	1.13	1.60	1.96	2.26	2.76	3.19	3.57	4.37	-	-	-
	6	0.96	1.35	1.92	2.35	2.71	3.32	3.83	4.28	5.25	-	-	-
	7	1.12	1.58	2.23	2.74	3.16	3.87	4.47	5.00	6.12	-	-	-
	7.5	1.20	1.69	2.39	2.93	3.39	4.15	4.79	5.35	6.56	-	-	-
	8	1.28	1.81	2.55	3.13	3.61	4.42	5.11	5.71	6.99	-	-	-
	9	1.44	2.03	2.87	3.52	4.06	4.98	5.75	6.42	7.87	-	-	-
	10	1.60	2.26	3.19	3.91	4.51	5.53	6.39	7.14	8.74	-	-	-
	12.5	2.00	2.82	3.99	4.89	5.64	6.91	7.98	8.92	10.93	-	-	-
	15	2.39	3.39	4.79	5.87	6.77	8.29	9.58	10.71	13.11	-	-	-
	20	3.19	4.51	6.39	7.82	9.03	11.06	12.77	14.28	17.49	-	-	-
	25	3.99	5.64	7.98	9.78	11.29	13.82	15.96	17.85	21.86	-	-	-
30	4.79	6.77	9.58	11.73	13.54	16.59	19.16	21.42	26.23	-	-	-	

※ For MPa / bar / psi units, please refer to LORRIC.com.

Spray Angle	Capacity Code	Capacity at Pressure									Average particle size (µm)	Min. Free Passage (mm)	Filter mesh
		0.5 kgf/cm ²	1 kgf/cm ²	2 kgf/cm ²	3 kgf/cm ²	4 kgf/cm ²	6 kgf/cm ²	8 kgf/cm ²	10 kgf/cm ²	15 kgf/cm ²			
15°	1	0.16	0.23	0.32	0.39	0.45	0.55	0.64	0.71	0.87	-	-	-
	2	0.32	0.45	0.64	0.78	0.90	1.11	1.28	1.43	1.75	-	-	-
	2.5	0.40	0.56	0.80	0.98	1.13	1.38	1.60	1.78	2.19	-	-	-
	3	0.48	0.68	0.96	1.17	1.35	1.66	1.92	2.14	2.62	-	-	-
	4	0.64	0.90	1.28	1.56	1.81	2.21	2.55	2.86	3.50	-	-	-
	5	0.80	1.13	1.60	1.96	2.26	2.76	3.19	3.57	4.37	-	-	-
	6	0.96	1.35	1.92	2.35	2.71	3.32	3.83	4.28	5.25	-	-	-
	7	1.12	1.58	2.23	2.74	3.16	3.87	4.47	5.00	6.12	-	-	-
	7.5	1.20	1.69	2.39	2.93	3.39	4.15	4.79	5.35	6.56	-	-	-
	8	1.28	1.81	2.55	3.13	3.61	4.42	5.11	5.71	6.99	-	-	-
	9	1.44	2.03	2.87	3.52	4.06	4.98	5.75	6.42	7.87	-	-	-
	10	1.60	2.26	3.19	3.91	4.51	5.53	6.39	7.14	8.74	-	-	-
	12.5	2.00	2.82	3.99	4.89	5.64	6.91	7.98	8.92	10.93	-	-	-
	15	2.39	3.39	4.79	5.87	6.77	8.29	9.58	10.71	13.11	-	-	-
	20	3.19	4.51	6.39	7.82	9.03	11.06	12.77	14.28	17.49	-	-	-
	25	3.99	5.64	7.98	9.78	11.29	13.82	15.96	17.85	21.86	-	-	-
30	4.79	6.77	9.58	11.73	13.54	16.59	19.16	21.42	26.23	-	-	-	
25°	1	0.16	0.23	0.32	0.39	0.45	0.55	0.64	0.71	0.87	-	-	-
	2	0.32	0.45	0.64	0.78	0.90	1.11	1.28	1.43	1.75	-	-	-
	2.5	0.40	0.56	0.80	0.98	1.13	1.38	1.60	1.78	2.19	-	-	-
	3	0.48	0.68	0.96	1.17	1.35	1.66	1.92	2.14	2.62	-	-	-
	4	0.64	0.90	1.28	1.56	1.81	2.21	2.55	2.86	3.50	-	-	-
	5	0.80	1.13	1.60	1.96	2.26	2.76	3.19	3.57	4.37	-	-	-
	6	0.96	1.35	1.92	2.35	2.71	3.32	3.83	4.28	5.25	-	-	-
	7	1.12	1.58	2.23	2.74	3.16	3.87	4.47	5.00	6.12	-	-	-
	7.5	1.20	1.69	2.39	2.93	3.39	4.15	4.79	5.35	6.56	-	-	-
	8	1.28	1.81	2.55	3.13	3.61	4.42	5.11	5.71	6.99	-	-	-
	9	1.44	2.03	2.87	3.52	4.06	4.98	5.75	6.42	7.87	-	-	-
	10	1.60	2.26	3.19	3.91	4.51	5.53	6.39	7.14	8.74	-	-	-
	12.5	2.00	2.82	3.99	4.89	5.64	6.91	7.98	8.92	10.93	-	-	-
	15	2.39	3.39	4.79	5.87	6.77	8.29	9.58	10.71	13.11	-	-	-
	20	3.19	4.51	6.39	7.82	9.03	11.06	12.77	14.28	17.49	-	-	-
	25	3.99	5.64	7.98	9.78	11.29	13.82	15.96	17.85	21.86	-	-	-
30	4.79	6.77	9.58	11.73	13.54	16.59	19.16	21.42	26.23	-	-	-	
40°	1	0.16	0.23	0.32	0.39	0.45	0.55	0.64	0.71	0.87	-	-	-
	2	0.32	0.45	0.64	0.78	0.90	1.11	1.28	1.43	1.75	-	-	-
	2.5	0.40	0.56	0.80	0.98	1.13	1.38	1.60	1.78	2.19	-	-	-
	3	0.48	0.68	0.96	1.17	1.35	1.66	1.92	2.14	2.62	-	-	-
	4	0.64	0.90	1.28	1.56	1.81	2.21	2.55	2.86	3.50	-	-	-
	5	0.80	1.13	1.60	1.96	2.26	2.76	3.19	3.57	4.37	-	-	-
	6	0.96	1.35	1.92	2.35	2.71	3.32	3.83	4.28	5.25	-	-	-
	7	1.12	1.58	2.23	2.74	3.16	3.87	4.47	5.00	6.12	-	-	-
	7.5	1.20	1.69	2.39	2.93	3.39	4.15	4.79	5.35	6.56	-	-	-
	8	1.28	1.81	2.55	3.13	3.61	4.42	5.11	5.71	6.99	-	-	-
	9	1.44	2.03	2.87	3.52	4.06	4.98	5.75	6.42	7.87	-	-	-
	10	1.60	2.26	3.19	3.91	4.51	5.53	6.39	7.14	8.74	-	-	-
	12.5	2.00	2.82	3.99	4.89	5.64	6.91	7.98	8.92	10.93	-	-	-
	15	2.39	3.39	4.79	5.87	6.77	8.29	9.58	10.71	13.11	-	-	-
	20	3.19	4.51	6.39	7.82	9.03	11.06	12.77	14.28	17.49	-	-	-
	25	3.99	5.64	7.98	9.78	11.29	13.82	15.96	17.85	21.86	-	-	-
30	4.79	6.77	9.58	11.73	13.54	16.59	19.16	21.42	26.23	-	-	-	

※ For MPa / bar / psi units, please refer to LORRIC.com.

Spray Angle	Capacity Code	Capacity at Pressure									Average particle size (um)	Min. Free Passage (mm)	Filter mesh
		0.5 kgf/cm ²	1 kgf/cm ²	2 kgf/cm ²	3 kgf/cm ²	4 kgf/cm ²	6 kgf/cm ²	8 kgf/cm ²	10 kgf/cm ²	15 kgf/cm ²			
50°	1	0.16	0.23	0.32	0.39	0.45	0.55	0.64	0.71	0.87	-	-	-
	2	0.32	0.45	0.64	0.78	0.90	1.11	1.28	1.43	1.75	-	-	-
	2.5	0.40	0.56	0.80	0.98	1.13	1.38	1.60	1.78	2.19	-	-	-
	3	0.48	0.68	0.96	1.17	1.35	1.66	1.92	2.14	2.62	-	-	-
	4	0.64	0.90	1.28	1.56	1.81	2.21	2.55	2.86	3.50	-	-	-
	5	0.80	1.13	1.60	1.96	2.26	2.76	3.19	3.57	4.37	-	-	-
	6	0.96	1.35	1.92	2.35	2.71	3.32	3.83	4.28	5.25	-	-	-
	7	1.12	1.58	2.23	2.74	3.16	3.87	4.47	5.00	6.12	-	-	-
	7.5	1.20	1.69	2.39	2.93	3.39	4.15	4.79	5.35	6.56	-	-	-
	8	1.28	1.81	2.55	3.13	3.61	4.42	5.11	5.71	6.99	-	-	-
	9	1.44	2.03	2.87	3.52	4.06	4.98	5.75	6.42	7.87	-	-	-
	10	1.60	2.26	3.19	3.91	4.51	5.53	6.39	7.14	8.74	-	-	-
	12.5	2.00	2.82	3.99	4.89	5.64	6.91	7.98	8.92	10.93	-	-	-
	15	2.39	3.39	4.79	5.87	6.77	8.29	9.58	10.71	13.11	-	-	-
	20	3.19	4.51	6.39	7.82	9.03	11.06	12.77	14.28	17.49	-	-	-
	25	3.99	5.64	7.98	9.78	11.29	13.82	15.96	17.85	21.86	-	-	-
30	4.79	6.77	9.58	11.73	13.54	16.59	19.16	21.42	26.23	-	-	-	
65°	1	0.16	0.23	0.32	0.39	0.45	0.55	0.64	0.71	0.87	140	0.2	200
	2	0.32	0.45	0.64	0.78	0.90	1.11	1.28	1.43	1.75	-	0.4	150
	2.5	0.40	0.56	0.80	0.98	1.13	1.38	1.60	1.78	2.19	-	0.6	100
	3	0.48	0.68	0.96	1.17	1.35	1.66	1.92	2.14	2.62	-	0.7	100
	4	0.64	0.90	1.28	1.56	1.81	2.21	2.55	2.86	3.50	-	0.8	50
	5	0.80	1.13	1.60	1.96	2.26	2.76	3.19	3.57	4.37	-	0.9	50
	6	0.96	1.35	1.92	2.35	2.71	3.32	3.83	4.28	5.25	230	0.9	50
	7	1.12	1.58	2.23	2.74	3.16	3.87	4.47	5.00	6.12	-	1.0	-
	7.5	1.20	1.69	2.39	2.93	3.39	4.15	4.79	5.35	6.56	-	1.0	-
	8	1.28	1.81	2.55	3.13	3.61	4.42	5.11	5.71	6.99	-	1.1	-
	9	1.44	2.03	2.87	3.52	4.06	4.98	5.75	6.42	7.87	-	1.1	-
	10	1.60	2.26	3.19	3.91	4.51	5.53	6.39	7.14	8.74	-	1.2	-
	12.5	2.00	2.82	3.99	4.89	5.64	6.91	7.98	8.92	10.93	-	1.3	-
	15	2.39	3.39	4.79	5.87	6.77	8.29	9.58	10.71	13.11	-	1.4	-
	20	3.19	4.51	6.39	7.82	9.03	11.06	12.77	14.28	17.49	370	1.6	-
	25	3.99	5.64	7.98	9.78	11.29	13.82	15.96	17.85	21.86	-	2.0	-
30	4.79	6.77	9.58	11.73	13.54	16.59	19.16	21.42	26.23	-	2.3	-	
80°	1	0.16	0.23	0.32	0.39	0.45	0.55	0.64	0.71	0.87	135	0.2	200
	2	0.32	0.45	0.64	0.78	0.90	1.11	1.28	1.43	1.75	-	0.3	150
	2.5	0.40	0.56	0.80	0.98	1.13	1.38	1.60	1.78	2.19	-	0.4	150
	3	0.48	0.68	0.96	1.17	1.35	1.66	1.92	2.14	2.62	-	0.4	150
	4	0.64	0.90	1.28	1.56	1.81	2.21	2.55	2.86	3.50	-	0.6	100
	5	0.80	1.13	1.60	1.96	2.26	2.76	3.19	3.57	4.37	220	0.7	50
	6	0.96	1.35	1.92	2.35	2.71	3.32	3.83	4.28	5.25	-	0.7	50
	7	1.12	1.58	2.23	2.74	3.16	3.87	4.47	5.00	6.12	-	0.9	50
	7.5	1.20	1.69	2.39	2.93	3.39	4.15	4.79	5.35	6.56	-	0.9	50
	8	1.28	1.81	2.55	3.13	3.61	4.42	5.11	5.71	6.99	-	1.0	-
	9	1.44	2.03	2.87	3.52	4.06	4.98	5.75	6.42	7.87	-	1.0	-
	10	1.60	2.26	3.19	3.91	4.51	5.53	6.39	7.14	8.74	-	1.1	-
	12.5	2.00	2.82	3.99	4.89	5.64	6.91	7.98	8.92	10.93	-	1.3	-
	15	2.39	3.39	4.79	5.87	6.77	8.29	9.58	10.71	13.11	-	1.4	-
	20	3.19	4.51	6.39	7.82	9.03	11.06	12.77	14.28	17.49	340	1.6	-
	25	3.99	5.64	7.98	9.78	11.29	13.82	15.96	17.85	21.86	-	1.9	-
30	4.79	6.77	9.58	11.73	13.54	16.59	19.16	21.42	26.23	-	2.1	-	

※ For MPa / bar / psi units, please refer to LORRIC.com.

Spray Angle	Capacity Code	Capacity at Pressure									Average particle size (µm)	Min. Free Passage (mm)	Filter mesh
		0.5 kgf/cm ²	1 kgf/cm ²	2 kgf/cm ²	3 kgf/cm ²	4 kgf/cm ²	6 kgf/cm ²	8 kgf/cm ²	10 kgf/cm ²	15 kgf/cm ²			
90°	1	0.16	0.23	0.32	0.39	0.45	0.55	0.64	0.71	0.87	130	0.2	200
	2	0.32	0.45	0.64	0.78	0.90	1.11	1.28	1.43	1.75	-	0.3	150
	2.5	0.40	0.56	0.80	0.98	1.13	1.38	1.60	1.78	2.19	-	0.4	150
	3	0.48	0.68	0.96	1.17	1.35	1.66	1.92	2.14	2.62	-	0.4	150
	4	0.64	0.90	1.28	1.56	1.81	2.21	2.55	2.86	3.50	-	0.5	100
	5	0.80	1.13	1.60	1.96	2.26	2.76	3.19	3.57	4.37	-	0.5	100
	6	0.96	1.35	1.92	2.35	2.71	3.32	3.83	4.28	5.25	210	0.5	100
	7	1.12	1.58	2.23	2.74	3.16	3.87	4.47	5.00	6.12	-	0.6	100
	7.5	1.20	1.69	2.39	2.93	3.39	4.15	4.79	5.35	6.56	-	0.8	50
	8	1.28	1.81	2.55	3.13	3.61	4.42	5.11	5.71	6.99	330	0.8	50
	9	1.44	2.03	2.87	3.52	4.06	4.98	5.75	6.42	7.87	-	0.8	50
	10	1.60	2.26	3.19	3.91	4.51	5.53	6.39	7.14	8.74	-	1.0	-
	12.5	2.00	2.82	3.99	4.89	5.64	6.91	7.98	8.92	10.93	-	1.1	-
	15	2.39	3.39	4.79	5.87	6.77	8.29	9.58	10.71	13.11	-	1.2	-
	20	3.19	4.51	6.39	7.82	9.03	11.06	12.77	14.28	17.49	-	1.4	-
	25	3.99	5.64	7.98	9.78	11.29	13.82	15.96	17.85	21.86	-	1.6	-
30	4.79	6.77	9.58	11.73	13.54	16.59	19.16	21.42	26.23	-	1.8	-	
100°	1	0.16	0.23	0.32	0.39	0.45	0.55	0.64	0.71	0.87	-	-	-
	2	0.32	0.45	0.64	0.78	0.90	1.11	1.28	1.43	1.75	-	-	-
	2.5	0.40	0.56	0.80	0.98	1.13	1.38	1.60	1.78	2.19	-	-	-
	3	0.48	0.68	0.96	1.17	1.35	1.66	1.92	2.14	2.62	-	-	-
	4	0.64	0.90	1.28	1.56	1.81	2.21	2.55	2.86	3.50	-	-	-
	5	0.80	1.13	1.60	1.96	2.26	2.76	3.19	3.57	4.37	-	-	-
	6	0.96	1.35	1.92	2.35	2.71	3.32	3.83	4.28	5.25	-	-	-
	7	1.12	1.58	2.23	2.74	3.16	3.87	4.47	5.00	6.12	-	-	-
	7.5	1.20	1.69	2.39	2.93	3.39	4.15	4.79	5.35	6.56	-	-	-
	8	1.28	1.81	2.55	3.13	3.61	4.42	5.11	5.71	6.99	-	-	-
	9	1.44	2.03	2.87	3.52	4.06	4.98	5.75	6.42	7.87	-	-	-
	10	1.60	2.26	3.19	3.91	4.51	5.53	6.39	7.14	8.74	-	-	-
	12.5	2.00	2.82	3.99	4.89	5.64	6.91	7.98	8.92	10.93	-	-	-
	15	2.39	3.39	4.79	5.87	6.77	8.29	9.58	10.71	13.11	-	-	-
	20	3.19	4.51	6.39	7.82	9.03	11.06	12.77	14.28	17.49	-	-	-
	25	3.99	5.64	7.98	9.78	11.29	13.82	15.96	17.85	21.86	-	-	-
30	4.79	6.77	9.58	11.73	13.54	16.59	19.16	21.42	26.23	-	-	-	
110°	1	0.16	0.23	0.32	0.39	0.45	0.55	0.64	0.71	0.87	-	-	-
	2	0.32	0.45	0.64	0.78	0.90	1.11	1.28	1.43	1.75	-	-	-
	2.5	0.40	0.56	0.80	0.98	1.13	1.38	1.60	1.78	2.19	-	-	-
	3	0.48	0.68	0.96	1.17	1.35	1.66	1.92	2.14	2.62	-	-	-
	4	0.64	0.90	1.28	1.56	1.81	2.21	2.55	2.86	3.50	-	-	-
	5	0.80	1.13	1.60	1.96	2.26	2.76	3.19	3.57	4.37	-	-	-
	6	0.96	1.35	1.92	2.35	2.71	3.32	3.83	4.28	5.25	-	-	-
	7	1.12	1.58	2.23	2.74	3.16	3.87	4.47	5.00	6.12	-	-	-
	7.5	1.20	1.69	2.39	2.93	3.39	4.15	4.79	5.35	6.56	-	-	-
	8	1.28	1.81	2.55	3.13	3.61	4.42	5.11	5.71	6.99	-	-	-
	9	1.44	2.03	2.87	3.52	4.06	4.98	5.75	6.42	7.87	-	-	-
	10	1.60	2.26	3.19	3.91	4.51	5.53	6.39	7.14	8.74	-	-	-
	12.5	2.00	2.82	3.99	4.89	5.64	6.91	7.98	8.92	10.93	-	-	-
	15	2.39	3.39	4.79	5.87	6.77	8.29	9.58	10.71	13.11	-	-	-
	20	3.19	4.51	6.39	7.82	9.03	11.06	12.77	14.28	17.49	-	-	-
	25	3.99	5.64	7.98	9.78	11.29	13.82	15.96	17.85	21.86	-	-	-
30	4.79	6.77	9.58	11.73	13.54	16.59	19.16	21.42	26.23	-	-	-	

※ For MPa / bar / psi units, please refer to LORRIC.com.