

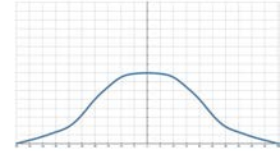
VH Single piece high chemical resistance plastic flat fan nozzle



【 Top view of nozzle spray pattern 】



【 Flow distribution 】



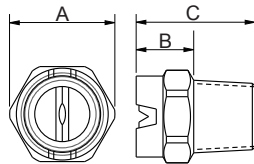
- Recommended working pressure: 3.0 kgf/cm²
- Flowrate tolerance: ± 5% @ 3.0 ± 0.1 kgf/cm²
- Angle tolerance: ± 5° @ 3.0 ± 0.1 kgf/cm²
- Jet angle tolerance: 3°

Features

- The spraying type is fan type, and the spray shape is single-line and the two sides are tapered (tapered Edge), which presents a bell curve shape flow field distribution with weaker ends compared to the middle.
- One-piece design.
- PVDF is resistant to temperature and corrosive chemical solutions.

Applications

- Cleaning: Vehicles, containers, filters, dust, gravel, metals, metal parts, mechanical, steel plates, various containers, high pressure cleaning, wet processing, display panel, cleaning process for TFT-LCD manufacturing, machinery washing, etc.
- Cooling: Gas, tank, machinery, metal, roof, etc.
- Dispersion: Humidifying, chemicals (eg. etching solution, lubricants, insect repellent, etc.), firefighting, dedust, deodorization, etc.



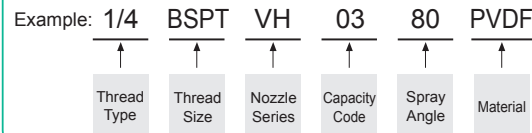
Appearance dimensions may vary depending on model, material. Please ask for details.

Material	Serie	Unit (mm)			Thread Type	Weight (g)
		A	B	C		
PVDF	1/8VH	12	11	19	1/8M	2.2
	1/4VH	15	11	21	1/4M	3.7
	3/8VH	17	12	19	3/8M	14

Material

- Plastic: PVDF

How to place an order for LORRIC nozzles?



※ Standard Pressure: Column in red.
 ※ This product for spray angle 0°, 15°, 25°, 40°, 50°, 100° and 110° is able to be made to order.

Spray Angle	Capacity Code	Thread Size			Capacity at Pressure											Average particle size (um)	Min. Free Passage (mm)	Filter mesh
		1/8	1/4	3/8	0.5 kgf/cm ²	1.0 kgf/cm ²	2.0 kgf/cm ²	3.0 kgf/cm ²	4.0 kgf/cm ²	6.0 kgf/cm ²	8.0 kgf/cm ²	10.0 kgf/cm ²	15.0 kgf/cm ²					
0°	1	V	V		0.16	0.23	0.32	0.39	0.45	0.55	0.64	0.71	0.87	-	-	-		
	2	V	V		0.32	0.45	0.64	0.78	0.90	1.11	1.28	1.43	1.75	-	-	-		
	2.5	V	V		0.40	0.56	0.80	0.98	1.13	1.38	1.60	1.78	2.19	-	-	-		
	3	V	V		0.48	0.68	0.96	1.17	1.35	1.66	1.92	2.14	2.62	-	-	-		
	4	V	V		0.64	0.90	1.28	1.56	1.81	2.21	2.55	2.86	3.50	-	-	-		
	5	V	V		0.80	1.13	1.60	1.96	2.26	2.76	3.19	3.57	4.37	-	-	-		
	6	V	V		0.96	1.35	1.92	2.35	2.71	3.32	3.83	4.28	5.25	-	-	-		
	7	V	V		1.12	1.58	2.23	2.74	3.16	3.87	4.47	5.00	6.12	-	-	-		
	7.5	V	V		1.20	1.69	2.39	2.93	3.39	4.15	4.79	5.35	6.56	-	-	-		
	8	V	V		1.28	1.81	2.55	3.13	3.61	4.42	5.11	5.71	6.99	-	-	-		
	9	V	V		1.44	2.03	2.87	3.52	4.06	4.98	5.75	6.42	7.87	-	-	-		
	10	V	V		1.60	2.26	3.19	3.91	4.51	5.53	6.39	7.14	8.74	-	-	-		
	12.5	V	V		2.00	2.82	3.99	4.89	5.64	6.91	7.98	8.92	10.93	-	-	-		
	15	V	V		2.39	3.39	4.79	5.87	6.77	8.29	9.58	10.71	13.11	-	-	-		
	20	V	V		3.19	4.51	6.39	7.82	9.03	11.06	12.77	14.28	17.49	-	-	-		
	25		V		3.99	5.64	7.98	9.78	11.29	13.82	15.96	17.85	21.86	-	-	-		
	30		V	V	4.79	6.77	9.58	11.73	13.54	16.59	19.16	21.42	26.23	-	-	-		
	35		V	V	5.59	7.90	11.17	13.69	15.80	19.35	22.35	24.99	30.60	-	-	-		
40		V	V	6.39	9.03	12.77	15.64	18.06	22.12	25.54	28.55	34.97	-	-	-			
50		V	V	7.98	11.29	15.96	19.55	22.57	27.65	31.93	35.69	43.72	-	-	-			
60			V	9.58	13.54	19.16	23.46	27.09	33.18	38.31	42.83	52.46	-	-	-			
80			V	12.77	18.06	25.54	31.38	36.12	44.24	51.08	57.11	69.94	-	-	-			
100			V	15.96	22.57	31.93	39.10	45.15	55.30	63.85	71.39	87.43	-	-	-			

※ For MPa / bar / psi units, please refer to LORRIC.com.

Spray Angle	Capacity Code	Thread Size			Capacity at Pressure									Average particle size (um)	Min. Free Passage (mm)	Filter mesh
		1/8	1/4	3/8	0.5 kgf/cm ²	1.0 kgf/cm ²	2.0 kgf/cm ²	3.0 kgf/cm ²	4.0 kgf/cm ²	6.0 kgf/cm ²	8.0 kgf/cm ²	10.0 kgf/cm ²	15.0 kgf/cm ²			
15°	1	V	V		0.16	0.23	0.32	0.39	0.45	0.55	0.64	0.71	0.87	-	-	-
	2	V	V		0.32	0.45	0.64	0.78	0.90	1.11	1.28	1.43	1.75	-	-	-
	2.5	V	V		0.40	0.56	0.80	0.98	1.13	1.38	1.60	1.78	2.19	-	-	-
	3	V	V		0.48	0.68	0.96	1.17	1.35	1.66	1.92	2.14	2.62	-	-	-
	4	V	V		0.64	0.90	1.28	1.56	1.81	2.21	2.55	2.86	3.50	-	-	-
	5	V	V		0.80	1.13	1.60	1.96	2.26	2.76	3.19	3.57	4.37	-	-	-
	6	V	V		0.96	1.35	1.92	2.35	2.71	3.32	3.83	4.28	5.25	-	-	-
	7	V	V		1.12	1.58	2.23	2.74	3.16	3.87	4.47	5.00	6.12	-	-	-
	7.5	V	V		1.20	1.69	2.39	2.93	3.39	4.15	4.79	5.35	6.56	-	-	-
	8	V	V		1.28	1.81	2.55	3.13	3.61	4.42	5.11	5.71	6.99	-	-	-
	9	V	V		1.44	2.03	2.87	3.52	4.06	4.98	5.75	6.42	7.87	-	-	-
	10	V	V		1.60	2.26	3.19	3.91	4.51	5.53	6.39	7.14	8.74	-	-	-
	12.5	V	V		2.00	2.82	3.99	4.89	5.64	6.91	7.98	8.92	10.93	-	-	-
	15	V	V		2.39	3.39	4.79	5.87	6.77	8.29	9.58	10.71	13.11	-	-	-
	20	V	V		3.19	4.51	6.39	7.82	9.03	11.06	12.77	14.28	17.49	-	-	-
	25		V		3.99	5.64	7.98	9.78	11.29	13.82	15.96	17.85	21.86	-	-	-
	30		V	V	4.79	6.77	9.58	11.73	13.54	16.59	19.16	21.42	26.23	-	-	-
35		V	V	5.59	7.90	11.17	13.69	15.80	19.35	22.35	24.99	30.60	-	-	-	
40		V	V	6.39	9.03	12.77	15.64	18.06	22.12	25.54	28.55	34.97	-	-	-	
50		V	V	7.98	11.29	15.96	19.55	22.57	27.65	31.93	35.69	43.72	-	-	-	
60			V	9.58	13.54	19.16	23.46	27.09	33.18	38.31	42.83	52.46	-	-	-	
80			V	12.77	18.06	25.54	31.38	36.12	44.24	51.08	57.11	69.94	-	-	-	
100			V	15.96	22.57	31.93	39.10	45.15	55.30	63.85	71.39	87.43	-	-	-	
25°	1	V	V		0.16	0.23	0.32	0.39	0.45	0.55	0.64	0.71	0.87	-	-	-
	2	V	V		0.32	0.45	0.64	0.78	0.90	1.11	1.28	1.43	1.75	-	-	-
	2.5	V	V		0.40	0.56	0.80	0.98	1.13	1.38	1.60	1.78	2.19	-	-	-
	3	V	V		0.48	0.68	0.96	1.17	1.35	1.66	1.92	2.14	2.62	-	-	-
	4	V	V		0.64	0.90	1.28	1.56	1.81	2.21	2.55	2.86	3.50	-	-	-
	5	V	V		0.80	1.13	1.60	1.96	2.26	2.76	3.19	3.57	4.37	-	-	-
	6	V	V		0.96	1.35	1.92	2.35	2.71	3.32	3.83	4.28	5.25	-	-	-
	7	V	V		1.12	1.58	2.23	2.74	3.16	3.87	4.47	5.00	6.12	-	-	-
	7.5	V	V		1.20	1.69	2.39	2.93	3.39	4.15	4.79	5.35	6.56	-	-	-
	8	V	V		1.28	1.81	2.55	3.13	3.61	4.42	5.11	5.71	6.99	-	-	-
	9	V	V		1.44	2.03	2.87	3.52	4.06	4.98	5.75	6.42	7.87	-	-	-
	10	V	V		1.60	2.26	3.19	3.91	4.51	5.53	6.39	7.14	8.74	-	-	-
	12.5	V	V		2.00	2.82	3.99	4.89	5.64	6.91	7.98	8.92	10.93	-	-	-
	15	V	V		2.39	3.39	4.79	5.87	6.77	8.29	9.58	10.71	13.11	-	-	-
	20	V	V		3.19	4.51	6.39	7.82	9.03	11.06	12.77	14.28	17.49	-	-	-
	25		V		3.99	5.64	7.98	9.78	11.29	13.82	15.96	17.85	21.86	-	-	-
	30		V	V	4.79	6.77	9.58	11.73	13.54	16.59	19.16	21.42	26.23	-	-	-
35		V	V	5.59	7.90	11.17	13.69	15.80	19.35	22.35	24.99	30.60	-	-	-	
40		V	V	6.39	9.03	12.77	15.64	18.06	22.12	25.54	28.55	34.97	-	-	-	
50		V	V	7.98	11.29	15.96	19.55	22.57	27.65	31.93	35.69	43.72	-	-	-	
60			V	9.58	13.54	19.16	23.46	27.09	33.18	38.31	42.83	52.46	-	-	-	
80			V	12.77	18.06	25.54	31.38	36.12	44.24	51.08	57.11	69.94	-	-	-	
100			V	15.96	22.57	31.93	39.10	45.15	55.30	63.85	71.39	87.43	-	-	-	
40°	1	V	V		0.16	0.23	0.32	0.39	0.45	0.55	0.64	0.71	0.87	-	-	-
	2	V	V		0.32	0.45	0.64	0.78	0.90	1.11	1.28	1.43	1.75	-	-	-
	2.5	V	V		0.40	0.56	0.80	0.98	1.13	1.38	1.60	1.78	2.19	-	-	-
	3	V	V		0.48	0.68	0.96	1.17	1.35	1.66	1.92	2.14	2.62	-	-	-
	4	V	V		0.64	0.90	1.28	1.56	1.81	2.21	2.55	2.86	3.50	-	-	-
	5	V	V		0.80	1.13	1.60	1.96	2.26	2.76	3.19	3.57	4.37	-	-	-
	6	V	V		0.96	1.35	1.92	2.35	2.71	3.32	3.83	4.28	5.25	-	-	-
	7	V	V		1.12	1.58	2.23	2.74	3.16	3.87	4.47	5.00	6.12	-	-	-
	7.5	V	V		1.20	1.69	2.39	2.93	3.39	4.15	4.79	5.35	6.56	-	-	-
	8	V	V		1.28	1.81	2.55	3.13	3.61	4.42	5.11	5.71	6.99	-	-	-
	9	V	V		1.44	2.03	2.87	3.52	4.06	4.98	5.75	6.42	7.87	-	-	-
	10	V	V		1.60	2.26	3.19	3.91	4.51	5.53	6.39	7.14	8.74	-	-	-
	12.5	V	V		2.00	2.82	3.99	4.89	5.64	6.91	7.98	8.92	10.93	-	-	-
	15	V	V		2.39	3.39	4.79	5.87	6.77	8.29	9.58	10.71	13.11	-	-	-
	20	V	V		3.19	4.51	6.39	7.82	9.03	11.06	12.77	14.28	17.49	-	-	-
	25		V		3.99	5.64	7.98	9.78	11.29	13.82	15.96	17.85	21.86	-	-	-
	30		V	V	4.79	6.77	9.58	11.73	13.54	16.59	19.16	21.42	26.23	-	-	-
35		V	V	5.59	7.90	11.17	13.69	15.80	19.35	22.35	24.99	30.60	-	-	-	
40		V	V	6.39	9.03	12.77	15.64	18.06	22.12	25.54	28.55	34.97	-	-	-	
50		V	V	7.98	11.29	15.96	19.55	22.57	27.65	31.93	35.69	43.72	-	-	-	
60			V	9.58	13.54	19.16	23.46	27.09	33.18	38.31	42.83	52.46	-	-	-	
80			V	12.77	18.06	25.54	31.38	36.12	44.24	51.08	57.11	69.94	-	-	-	
100			V	15.96	22.57	31.93	39.10	45.15	55.30	63.85	71.39	87.43	-	-	-	

※ For MPa / bar / psi units, please refer to LORRIC.com.

Spray Angle	Capacity Code	Thread Size			Capacity at Pressure									Average particle size (um)	Min. Free Passage (mm)	Filter mesh
		1/8	1/4	3/8	0.5 kgf/cm ²	1.0 kgf/cm ²	2.0 kgf/cm ²	3.0 kgf/cm ²	4.0 kgf/cm ²	6.0 kgf/cm ²	8.0 kgf/cm ²	10.0 kgf/cm ²	15.0 kgf/cm ²			
50°	1	V	V		0.16	0.23	0.32	0.39	0.45	0.55	0.64	0.71	0.87	-	-	-
	2	V	V		0.32	0.45	0.64	0.78	0.90	1.11	1.28	1.43	1.75	-	-	-
	2.5	V	V		0.40	0.56	0.80	0.98	1.13	1.38	1.60	1.78	2.19	-	-	-
	3	V	V		0.48	0.68	0.96	1.17	1.35	1.66	1.92	2.14	2.62	-	-	-
	4	V	V		0.64	0.90	1.28	1.56	1.81	2.21	2.55	2.86	3.50	-	-	-
	5	V	V		0.80	1.13	1.60	1.96	2.26	2.76	3.19	3.57	4.37	-	-	-
	6	V	V		0.96	1.35	1.92	2.35	2.71	3.32	3.83	4.28	5.25	-	-	-
	7	V	V		1.12	1.58	2.23	2.74	3.16	3.87	4.47	5.00	6.12	-	-	-
	7.5	V	V		1.20	1.69	2.39	2.93	3.39	4.15	4.79	5.35	6.56	-	-	-
	8	V	V		1.28	1.81	2.55	3.13	3.61	4.42	5.11	5.71	6.99	-	-	-
	9	V	V		1.44	2.03	2.87	3.52	4.06	4.98	5.75	6.42	7.87	-	-	-
	10	V	V		1.60	2.26	3.19	3.91	4.51	5.53	6.39	7.14	8.74	-	-	-
	12.5	V	V		2.00	2.82	3.99	4.89	5.64	6.91	7.98	8.92	10.93	-	-	-
	15	V	V		2.39	3.39	4.79	5.87	6.77	8.29	9.58	10.71	13.11	-	-	-
	20	V	V		3.19	4.51	6.39	7.82	9.03	11.06	12.77	14.28	17.49	-	-	-
	25		V		3.99	5.64	7.98	9.78	11.29	13.82	15.96	17.85	21.86	-	-	-
	30		V	V	4.79	6.77	9.58	11.73	13.54	16.59	19.16	21.42	26.23	-	-	-
	35		V	V	5.59	7.90	11.17	13.69	15.80	19.35	22.35	24.99	30.60	-	-	-
	40		V	V	6.39	9.03	12.77	15.64	18.06	22.12	25.54	28.55	34.97	-	-	-
	50		V	V	7.98	11.29	15.96	19.55	22.57	27.65	31.93	35.69	43.72	-	-	-
60		V	V	9.58	13.54	19.16	23.46	27.09	33.18	38.31	42.83	52.46	-	-	-	
80		V	V	12.77	18.06	25.54	31.38	36.12	44.24	51.08	57.11	69.94	-	-	-	
100		V	V	15.96	22.57	31.93	39.10	45.15	55.30	63.85	71.39	87.43	-	-	-	
65°	1	V	V		0.16	0.23	0.32	0.39	0.45	0.55	0.64	0.71	0.87	140	0.2	200
	2	V	V		0.32	0.45	0.64	0.78	0.90	1.11	1.28	1.43	1.75	-	0.4	150
	2.5	V	V		0.40	0.56	0.80	0.98	1.13	1.38	1.60	1.78	2.19	-	0.6	100
	3	V	V		0.48	0.68	0.96	1.17	1.35	1.66	1.92	2.14	2.62	-	0.7	100
	4	V	V		0.64	0.90	1.28	1.56	1.81	2.21	2.55	2.86	3.50	-	0.8	50
	5	V	V		0.80	1.13	1.60	1.96	2.26	2.76	3.19	3.57	4.37	-	0.9	50
	6	V	V		0.96	1.35	1.92	2.35	2.71	3.32	3.83	4.28	5.25	230	0.9	50
	7	V	V		1.12	1.58	2.23	2.74	3.16	3.87	4.47	5.00	6.12	-	1.0	-
	7.5	V	V		1.20	1.69	2.39	2.93	3.39	4.15	4.79	5.35	6.56	-	1.0	-
	8	V	V		1.28	1.81	2.55	3.13	3.61	4.42	5.11	5.71	6.99	-	1.1	-
	9	V	V		1.44	2.03	2.87	3.52	4.06	4.98	5.75	6.42	7.87	-	1.1	-
	10	V	V		1.60	2.26	3.19	3.91	4.51	5.53	6.39	7.14	8.74	-	1.2	-
	12.5	V	V		2.00	2.82	3.99	4.89	5.64	6.91	7.98	8.92	10.93	-	1.3	-
	15	V	V		2.39	3.39	4.79	5.87	6.77	8.29	9.58	10.71	13.11	-	1.4	-
	20	V	V		3.19	4.51	6.39	7.82	9.03	11.06	12.77	14.28	17.49	370	1.6	-
	25		V		3.99	5.64	7.98	9.78	11.29	13.82	15.96	17.85	21.86	-	2.0	-
	30		V	V	4.79	6.77	9.58	11.73	13.54	16.59	19.16	21.42	26.23	-	2.3	-
	35		V	V	5.59	7.90	11.17	13.69	15.80	19.35	22.35	24.99	30.60	-	2.4	-
	40		V	V	6.39	9.03	12.77	15.64	18.06	22.12	25.54	28.55	34.97	-	2.5	-
	50		V	V	7.98	11.29	15.96	19.55	22.57	27.65	31.93	35.69	43.72	-	2.8	-
60		V	V	9.58	13.54	19.16	23.46	27.09	33.18	38.31	42.83	52.46	-	3.1	-	
80		V	V	12.77	18.06	25.54	31.38	36.12	44.24	51.08	57.11	69.94	-	3.3	-	
100		V	V	15.96	22.57	31.93	39.10	45.15	55.30	63.85	71.39	87.43	630	3.9	-	
80°	1	V	V		0.16	0.23	0.32	0.39	0.45	0.55	0.64	0.71	0.87	135	0.2	200
	2	V	V		0.32	0.45	0.64	0.78	0.90	1.11	1.28	1.43	1.75	-	0.3	150
	2.5	V	V		0.40	0.56	0.80	0.98	1.13	1.38	1.60	1.78	2.19	-	0.4	150
	3	V	V		0.48	0.68	0.96	1.17	1.35	1.66	1.92	2.14	2.62	-	0.4	150
	4	V	V		0.64	0.90	1.28	1.56	1.81	2.21	2.55	2.86	3.50	-	0.6	100
	5	V	V		0.80	1.13	1.60	1.96	2.26	2.76	3.19	3.57	4.37	220	0.7	50
	6	V	V		0.96	1.35	1.92	2.35	2.71	3.32	3.83	4.28	5.25	-	0.7	50
	7	V	V		1.12	1.58	2.23	2.74	3.16	3.87	4.47	5.00	6.12	-	0.9	50
	7.5	V	V		1.20	1.69	2.39	2.93	3.39	4.15	4.79	5.35	6.56	-	0.9	50
	8	V	V		1.28	1.81	2.55	3.13	3.61	4.42	5.11	5.71	6.99	-	1.0	-
	9	V	V		1.44	2.03	2.87	3.52	4.06	4.98	5.75	6.42	7.87	-	1.0	-
	10	V	V		1.60	2.26	3.19	3.91	4.51	5.53	6.39	7.14	8.74	-	1.1	-
	12.5	V	V		2.00	2.82	3.99	4.89	5.64	6.91	7.98	8.92	10.93	-	1.3	-
	15	V	V		2.39	3.39	4.79	5.87	6.77	8.29	9.58	10.71	13.11	-	1.4	-
	20	V	V		3.19	4.51	6.39	7.82	9.03	11.06	12.77	14.28	17.49	340	1.6	-
	25		V		3.99	5.64	7.98	9.78	11.29	13.82	15.96	17.85	21.86	-	1.9	-
	30		V	V	4.79	6.77	9.58	11.73	13.54	16.59	19.16	21.42	26.23	-	2.1	-
	35		V	V	5.59	7.90	11.17	13.69	15.80	19.35	22.35	24.99	30.60	-	2.3	-
	40		V	V	6.39	9.03	12.77	15.64	18.06	22.12	25.54	28.55	34.97	-	2.4	-
	50		V	V	7.98	11.29	15.96	19.55	22.57	27.65	31.93	35.69	43.72	-	2.8	-
60		V	V	9.58	13.54	19.16	23.46	27.09	33.18	38.31	42.83	52.46	-	2.5	-	
80		V	V	12.77	18.06	25.54	31.38	36.12	44.24	51.08	57.11	69.94	-	3.1	-	
100		V	V	15.96	22.57	31.93	39.10	45.15	55.30	63.85	71.39	87.43	600	3.7	-	

※ For MPa / bar / psi units, please refer to LORRIC.com.

Spray Angle	Capacity Code	Thread Size			Capacity at Pressure									Average particle size (um)	Min. Free Passage (mm)	Filter mesh
		1/8	1/4	3/8	0.5 kgf/cm ²	1.0 kgf/cm ²	2.0 kgf/cm ²	3.0 kgf/cm ²	4.0 kgf/cm ²	6.0 kgf/cm ²	8.0 kgf/cm ²	10.0 kgf/cm ²	15.0 kgf/cm ²			
90°	1	V	V		0.16	0.23	0.32	0.39	0.45	0.55	0.64	0.71	0.87	130	0.2	200
	2	V	V		0.32	0.45	0.64	0.78	0.90	1.11	1.28	1.43	1.75	-	0.3	150
	2.5	V	V		0.40	0.56	0.80	0.98	1.13	1.38	1.60	1.78	2.19	-	0.4	150
	3	V	V		0.48	0.68	0.96	1.17	1.35	1.66	1.92	2.14	2.62	-	0.4	150
	4	V	V		0.64	0.90	1.28	1.56	1.81	2.21	2.55	2.86	3.50	-	0.5	100
	5	V	V		0.80	1.13	1.60	1.96	2.26	2.76	3.19	3.57	4.37	-	0.5	100
	6	V	V		0.96	1.35	1.92	2.35	2.71	3.32	3.83	4.28	5.25	210	0.5	100
	7	V	V		1.12	1.58	2.23	2.74	3.16	3.87	4.47	5.00	6.12	-	0.6	100
	7.5	V	V		1.20	1.69	2.39	2.93	3.39	4.15	4.79	5.35	6.56	-	0.8	50
	8	V	V		1.28	1.81	2.55	3.13	3.61	4.42	5.11	5.71	6.99	330	0.8	50
	9	V	V		1.44	2.03	2.87	3.52	4.06	4.98	5.75	6.42	7.87	-	0.8	50
	10	V	V		1.60	2.26	3.19	3.91	4.51	5.53	6.39	7.14	8.74	-	1.0	-
	12.5	V	V		2.00	2.82	3.99	4.89	5.64	6.91	7.98	8.92	10.93	-	1.1	-
	15	V	V		2.39	3.39	4.79	5.87	6.77	8.29	9.58	10.71	13.11	-	1.2	-
	20	V	V		3.19	4.51	6.39	7.82	9.03	11.06	12.77	14.28	17.49	-	1.4	-
	25		V		3.99	5.64	7.98	9.78	11.29	13.82	15.96	17.85	21.86	-	1.6	-
	30		V	V	4.79	6.77	9.58	11.73	13.54	16.59	19.16	21.42	26.23	-	1.8	-
	35		V	V	5.59	7.90	11.17	13.69	15.80	19.35	22.35	24.99	30.60	-	2.0	-
	40		V	V	6.39	9.03	12.77	15.64	18.06	22.12	25.54	28.55	34.97	-	2.1	-
	50		V	V	7.98	11.29	15.96	19.55	22.57	27.65	31.93	35.69	43.72	-	2.3	-
60		V	V	9.58	13.54	19.16	23.46	27.09	33.18	38.31	42.83	52.46	-	2.5	-	
80		V	V	12.77	18.06	25.54	31.38	36.12	44.24	51.08	57.11	69.94	-	2.7	-	
100		V	V	15.96	22.57	31.93	39.10	45.15	55.30	63.85	71.39	87.43	570	3.3	-	
100°	1	V	V		0.16	0.23	0.32	0.39	0.45	0.55	0.64	0.71	0.87	-	-	-
	2	V	V		0.32	0.45	0.64	0.78	0.90	1.11	1.28	1.43	1.75	-	-	-
	2.5	V	V		0.40	0.56	0.80	0.98	1.13	1.38	1.60	1.78	2.19	-	-	-
	3	V	V		0.48	0.68	0.96	1.17	1.35	1.66	1.92	2.14	2.62	-	-	-
	4	V	V		0.64	0.90	1.28	1.56	1.81	2.21	2.55	2.86	3.50	-	-	-
	5	V	V		0.80	1.13	1.60	1.96	2.26	2.76	3.19	3.57	4.37	-	-	-
	6	V	V		0.96	1.35	1.92	2.35	2.71	3.32	3.83	4.28	5.25	-	-	-
	7	V	V		1.12	1.58	2.23	2.74	3.16	3.87	4.47	5.00	6.12	-	-	-
	7.5	V	V		1.20	1.69	2.39	2.93	3.39	4.15	4.79	5.35	6.56	-	-	-
	8	V	V		1.28	1.81	2.55	3.13	3.61	4.42	5.11	5.71	6.99	-	-	-
	9	V	V		1.44	2.03	2.87	3.52	4.06	4.98	5.75	6.42	7.87	-	-	-
	10	V	V		1.60	2.26	3.19	3.91	4.51	5.53	6.39	7.14	8.74	-	-	-
	12.5	V	V		2.00	2.82	3.99	4.89	5.64	6.91	7.98	8.92	10.93	-	-	-
	15	V	V		2.39	3.39	4.79	5.87	6.77	8.29	9.58	10.71	13.11	-	-	-
	20	V	V		3.19	4.51	6.39	7.82	9.03	11.06	12.77	14.28	17.49	-	-	-
	25		V		3.99	5.64	7.98	9.78	11.29	13.82	15.96	17.85	21.86	-	-	-
	30		V	V	4.79	6.77	9.58	11.73	13.54	16.59	19.16	21.42	26.23	-	-	-
	35		V	V	5.59	7.90	11.17	13.69	15.80	19.35	22.35	24.99	30.60	-	-	-
	40		V	V	6.39	9.03	12.77	15.64	18.06	22.12	25.54	28.55	34.97	-	-	-
	50		V	V	7.98	11.29	15.96	19.55	22.57	27.65	31.93	35.69	43.72	-	-	-
60		V	V	9.58	13.54	19.16	23.46	27.09	33.18	38.31	42.83	52.46	-	-	-	
80		V	V	12.77	18.06	25.54	31.38	36.12	44.24	51.08	57.11	69.94	-	-	-	
100		V	V	15.96	22.57	31.93	39.10	45.15	55.30	63.85	71.39	87.43	-	-	-	
110°	1	V	V		0.16	0.23	0.32	0.39	0.45	0.55	0.64	0.71	0.87	-	-	-
	2	V	V		0.32	0.45	0.64	0.78	0.90	1.11	1.28	1.43	1.75	-	-	-
	2.5	V	V		0.40	0.56	0.80	0.98	1.13	1.38	1.60	1.78	2.19	-	-	-
	3	V	V		0.48	0.68	0.96	1.17	1.35	1.66	1.92	2.14	2.62	-	-	-
	4	V	V		0.64	0.90	1.28	1.56	1.81	2.21	2.55	2.86	3.50	-	-	-
	5	V	V		0.80	1.13	1.60	1.96	2.26	2.76	3.19	3.57	4.37	-	-	-
	6	V	V		0.96	1.35	1.92	2.35	2.71	3.32	3.83	4.28	5.25	-	-	-
	7	V	V		1.12	1.58	2.23	2.74	3.16	3.87	4.47	5.00	6.12	-	-	-
	7.5	V	V		1.20	1.69	2.39	2.93	3.39	4.15	4.79	5.35	6.56	-	-	-
	8	V	V		1.28	1.81	2.55	3.13	3.61	4.42	5.11	5.71	6.99	-	-	-
	9	V	V		1.44	2.03	2.87	3.52	4.06	4.98	5.75	6.42	7.87	-	-	-
	10	V	V		1.60	2.26	3.19	3.91	4.51	5.53	6.39	7.14	8.74	-	-	-
	12.5	V	V		2.00	2.82	3.99	4.89	5.64	6.91	7.98	8.92	10.93	-	-	-
	15	V	V		2.39	3.39	4.79	5.87	6.77	8.29	9.58	10.71	13.11	-	-	-
	20	V	V		3.19	4.51	6.39	7.82	9.03	11.06	12.77	14.28	17.49	-	-	-
	25		V		3.99	5.64	7.98	9.78	11.29	13.82	15.96	17.85	21.86	-	-	-
	30		V	V	4.79	6.77	9.58	11.73	13.54	16.59	19.16	21.42	26.23	-	-	-
	35		V	V	5.59	7.90	11.17	13.69	15.80	19.35	22.35	24.99	30.60	-	-	-
	40		V	V	6.39	9.03	12.77	15.64	18.06	22.12	25.54	28.55	34.97	-	-	-
	50		V	V	7.98	11.29	15.96	19.55	22.57	27.65	31.93	35.69	43.72	-	-	-
60		V	V	9.58	13.54	19.16	23.46	27.09	33.18	38.31	42.83	52.46	-	-	-	
80		V	V	12.77	18.06	25.54	31.38	36.12	44.24	51.08	57.11	69.94	-	-	-	
100		V	V	15.96	22.57	31.93	39.10	45.15	55.30	63.85	71.39	87.43	-	-	-	

※ For MPa / bar / psi units, please refer to LORRIC.com.